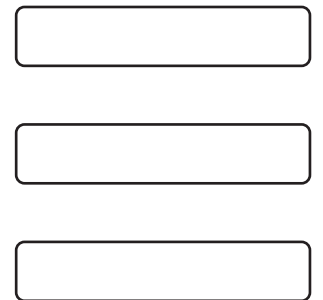
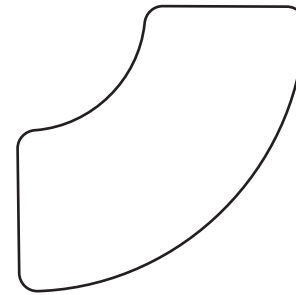
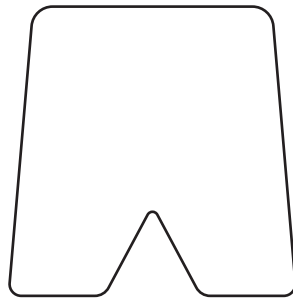
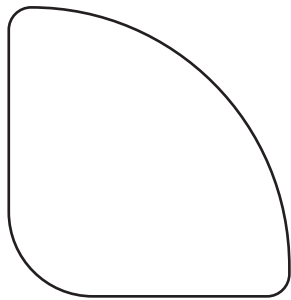
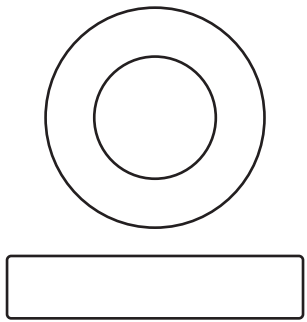



COLOUR ME IN

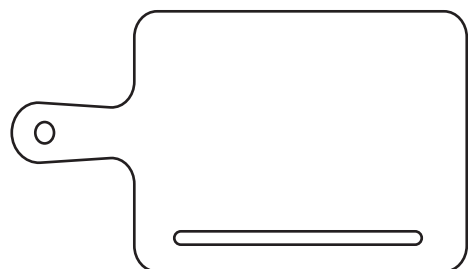

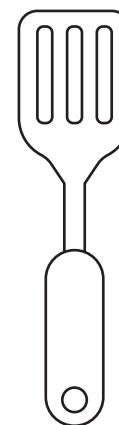
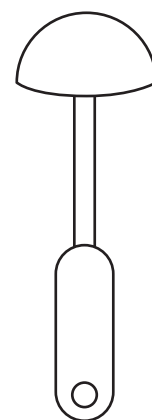


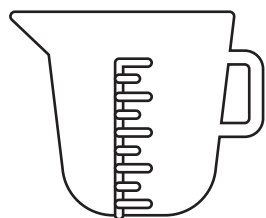
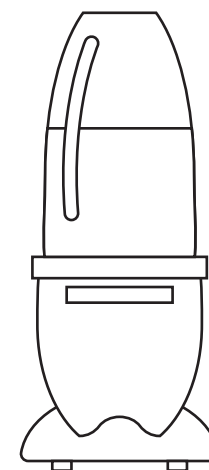
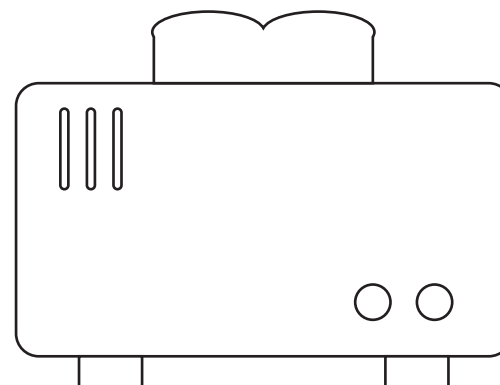
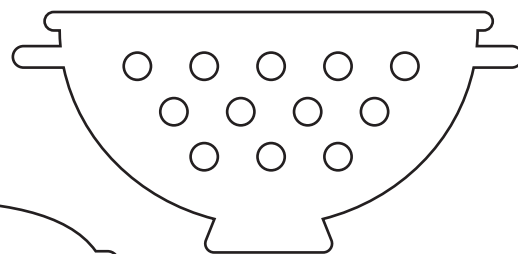

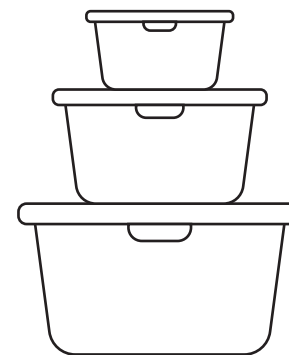
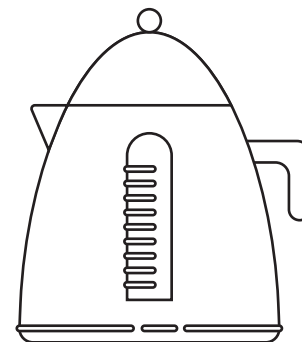
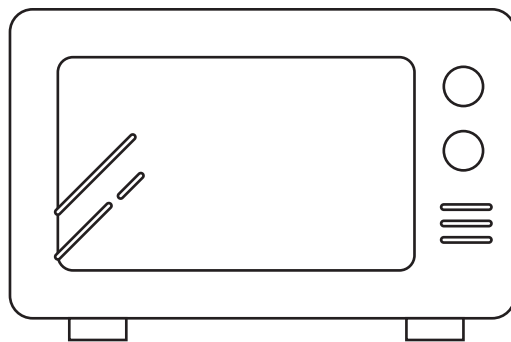
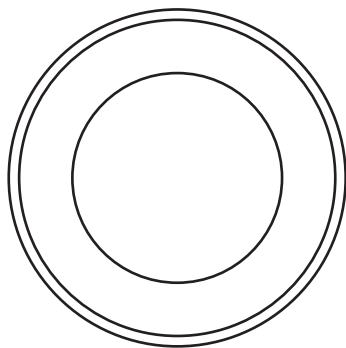

FLYING FOX



COLOUR ME IN




COLOUR ME IN

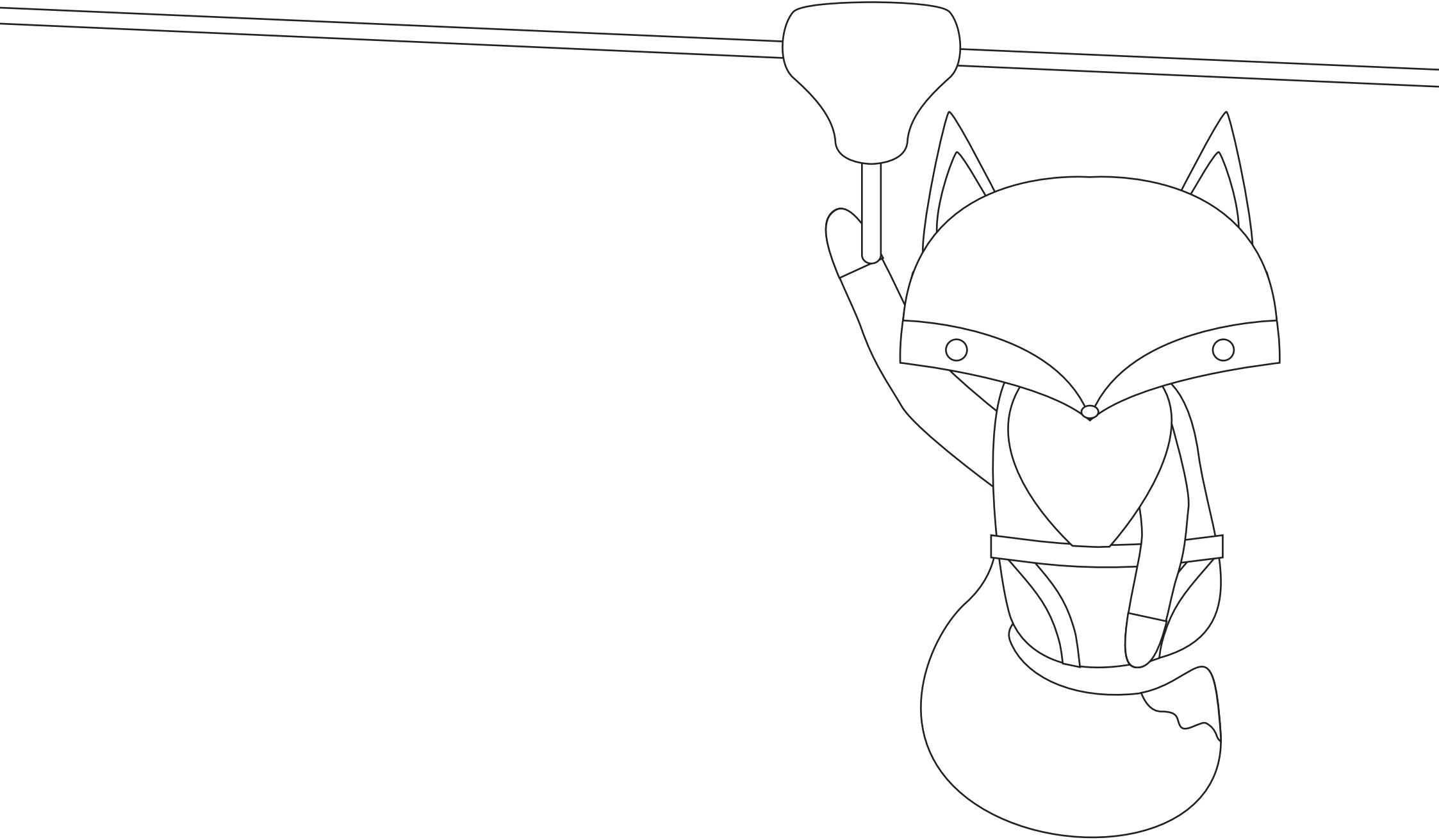


COLOUR ME IN





COLOUR ME IN



“I am especially grateful  
to the campers for showing  
me true courage and strength”

- *Buddy*

WORD SEARCH

C	E	J	P	X	A	Y	V	W	F	O	H	S	S	C
M	A	W	N	O	I	S	U	L	C	N	I	D	O	H
S	P	M	S	G	R	B	Y	U	G	T	S	N	C	Q
U	H	Z	P	E	E	I	I	A	U	A	B	E	I	B
N	T	O	P	S	N	N	M	V	L	L	N	I	A	P
T	O	M	R	G	A	E	U	M	F	E	I	R	L	H
W	A	I	F	T	S	B	Q	F	U	N	B	F	J	W
C	Z	O	T	A	Z	A	A	N	J	T	Z	E	A	B
L	X	F	X	A	T	R	D	B	R	S	G	A	R	P
Z	M	O	D	B	C	Q	B	B	A	H	F	O	Q	O
J	H	A	X	C	I	U	P	Q	U	O	L	Q	I	L
B	U	D	D	I	E	S	D	X	L	W	W	K	O	Z
S	Q	S	K	B	Z	R	M	E	D	A	A	J	B	T
U	Q	S	S	G	M	Z	P	L	I	G	T	P	N	Z
Y	S	C	O	S	E	K	S	U	Q	N	K	X	B	E

- BUDDIES

FRIENDS

SOCIAL
- CAMPERS

FUN

SOCS
- CAMP SABABA

GAMES

TALENT SHOW
- EDUCATION

INCLUSION
- FLYING FOX

SHORTZ



CROSS WORD


FLYING FOX CROSSWORD

Across

- 1. Cough and sneeze here to make sure we stay healthy
- 5. We are walking, birds are ....
- 7. We want to drink 2L of this everyday!
- 10. I sleep in my ....
- 11. A sweet cocoa dessert
- 12. The number of years Flying Fox has been around
- 15. We must eat these to stay healthy!
- 18. The opposite of up
- 20. I come to Flying Fox to see my ....

Down

- 2. When you close one eye quickly
- 3. We need to wash these often to stay healthy
- 4. The place where you find sand and sea
- 6. Where we bought our new holiday house (clue: post code is 3435)
- 8. The opposite of closed
- 9. Blow your nose with this, then put it straight into the bin!
- 13. The month of our Summer Camp Sababa
- 14. Feeling positive and good
- 16. A Flying Fox weekend away program
- 17. We are serious about this!
- 19. The month of our Winter camp Wings
- 20. A wild dog
- 21. Light shining from the sky



## CHARADES

### LIST OF CHARADE IDEAS

- Skiing
- Back to the Future
- Harry Potter
- Beauty and the Beast
- The Princess and the Frog
- Playing basketball
- Skateboarding
- Rabbit
- Spiderman
- Swimming
- Playing the guitar
- Monkey
- Brushing your teeth
- Karate
- Supermarket shopping
- Elsa from Frozen
- Kangaroo
- Reading a book

## TRIVIA

### TRIVIA QUESTIONS

1. Where is the Flying Fox holiday house going to be?

-----

2. Where was our first campsite?

-----

3. What are our weekend getaways called?

-----

4. What activity do we do on the last night of every camp?

-----

5. How old is Flying Fox?

-----

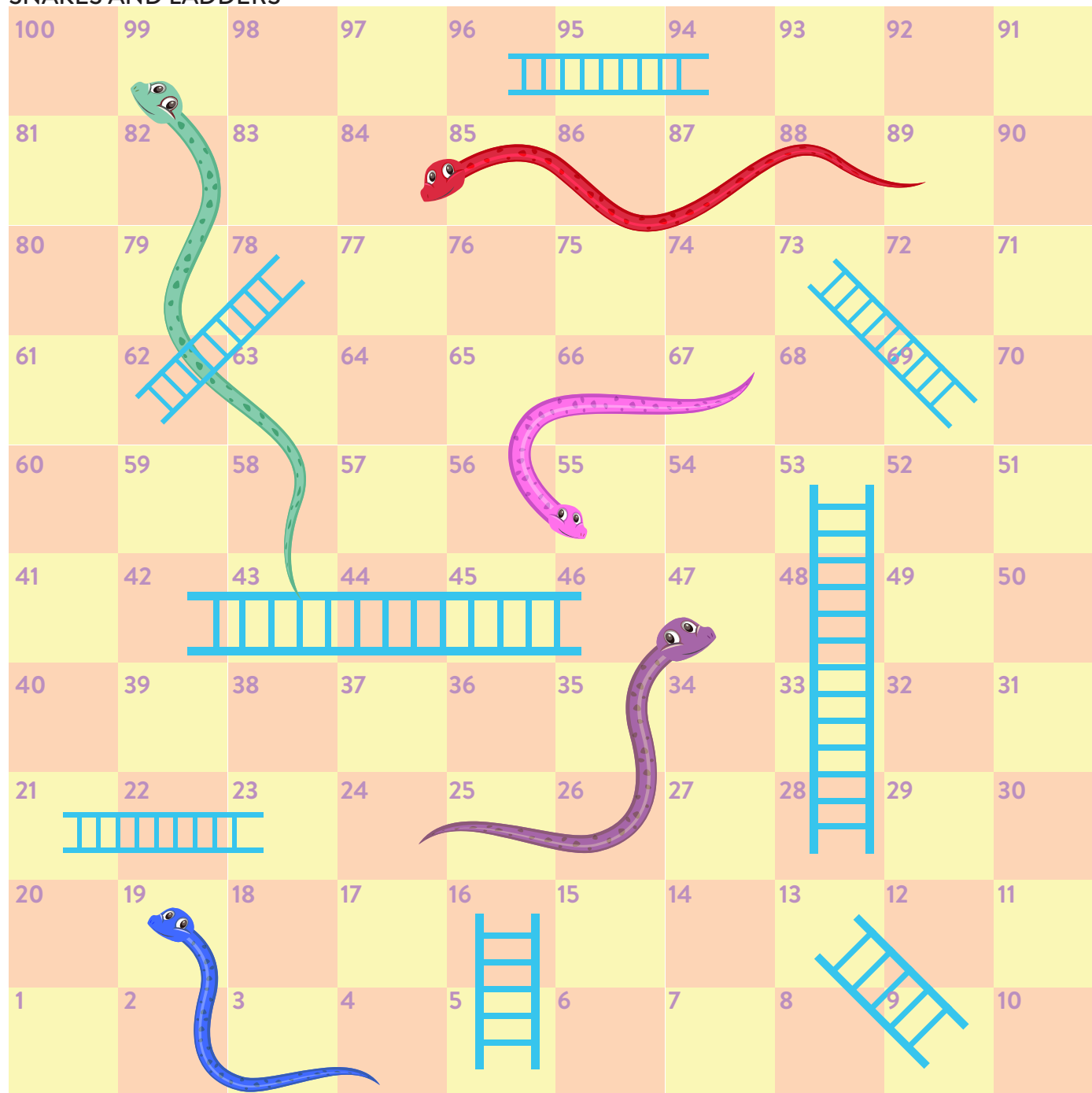
Answers: 1. Lancefield, 2. Phillip Island, 3. Shortz, 4. Talent show, 5. 6 years old,

NAUGHTS AND CROSSES

CUT US OUT AND USE  
US AS PIECES IN THE  
GAME



# SNAKES AND LADDERS

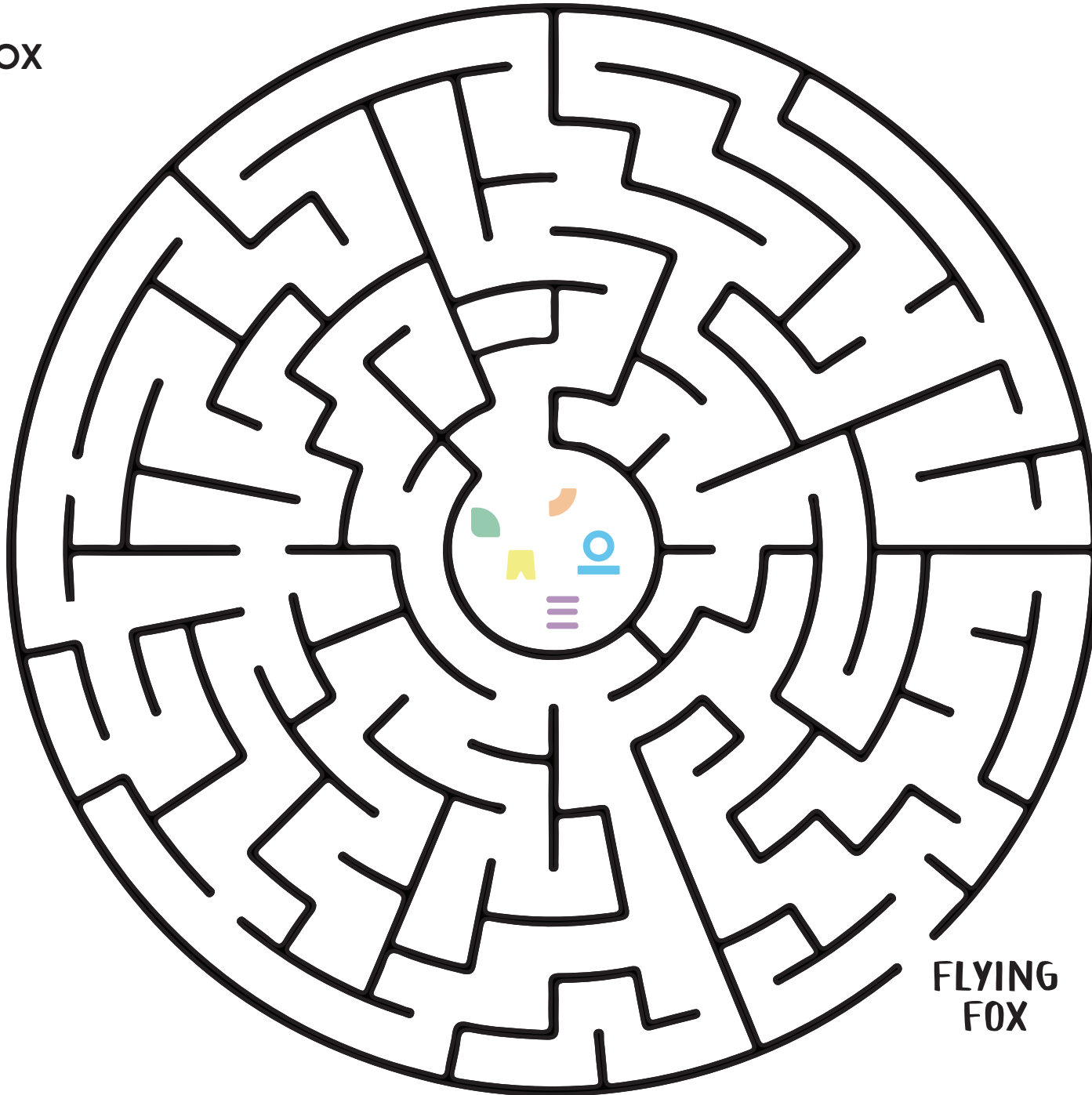


CUT US OUT AND USE  
US AS PIECES IN THE  
GAME



MAZE

HELP FLYING FOX  
REACH ALL ITS  
PROGRAMS

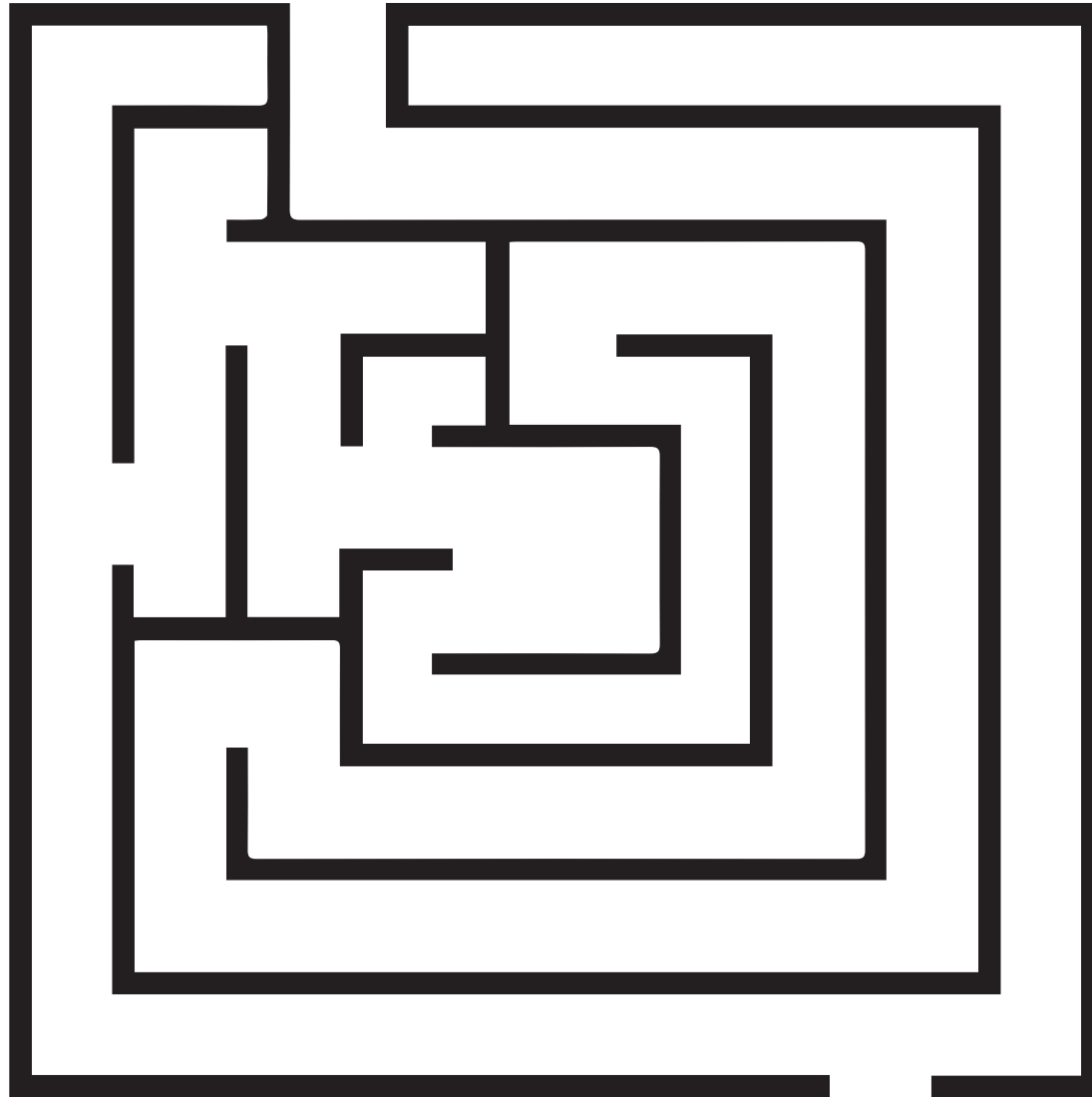


FLYING  
FOX

MAZE

HELP FLYING FOX  
REACH ALL ITS  
PROGRAMS

FLYING  
FOX




COLOUR BY NUMBER

 1 - Brown

 2 - Red

 3 - Green

 4 - Yellow






COLOUR BY NUMBER


 1 - Yellow

 2 - Red

 3 - Green

 4 - Light Blue

 5 - Purple





## 2 - Brown


### 3 - Yellow

## 4 - Red

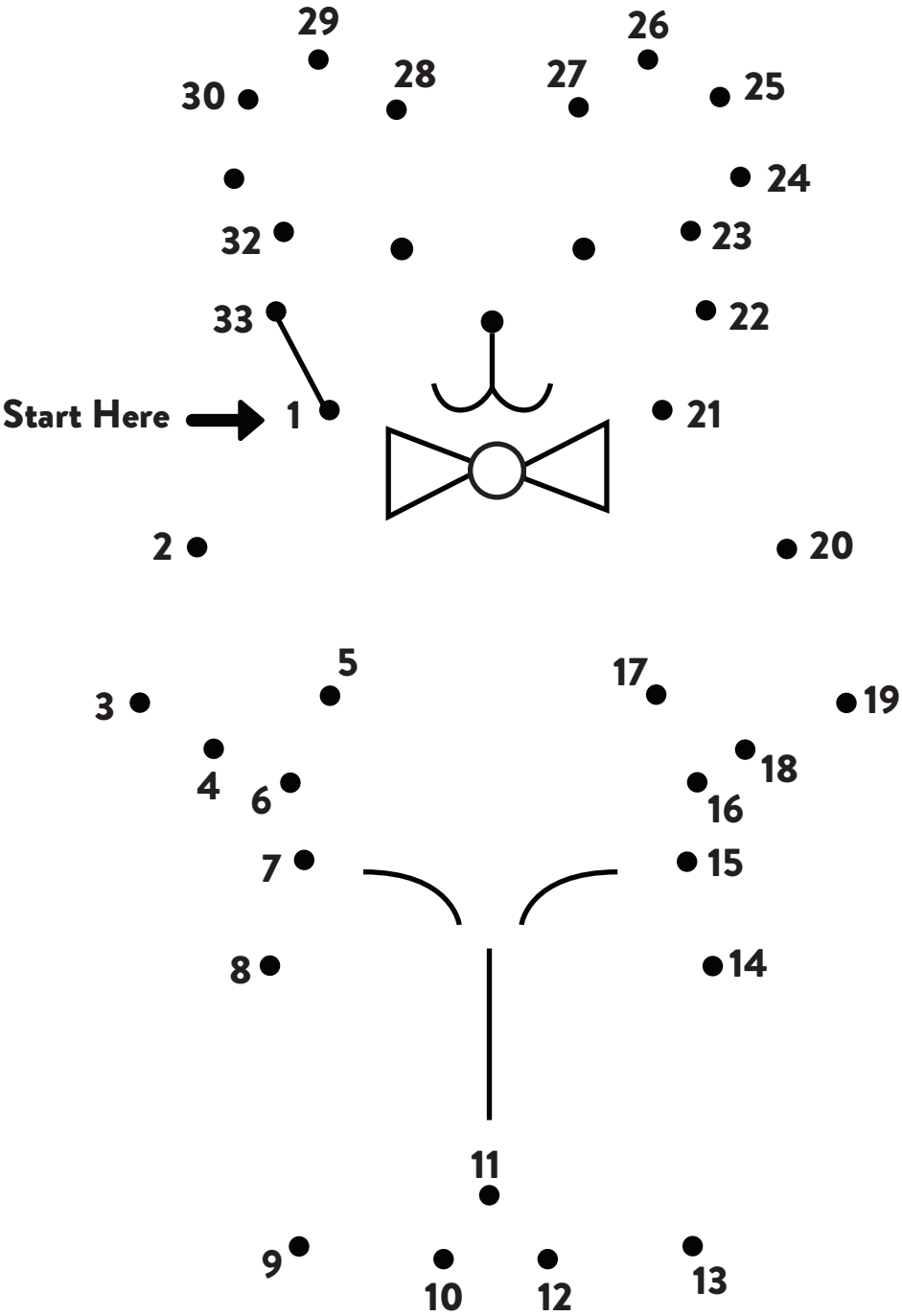
## 5 - Grey

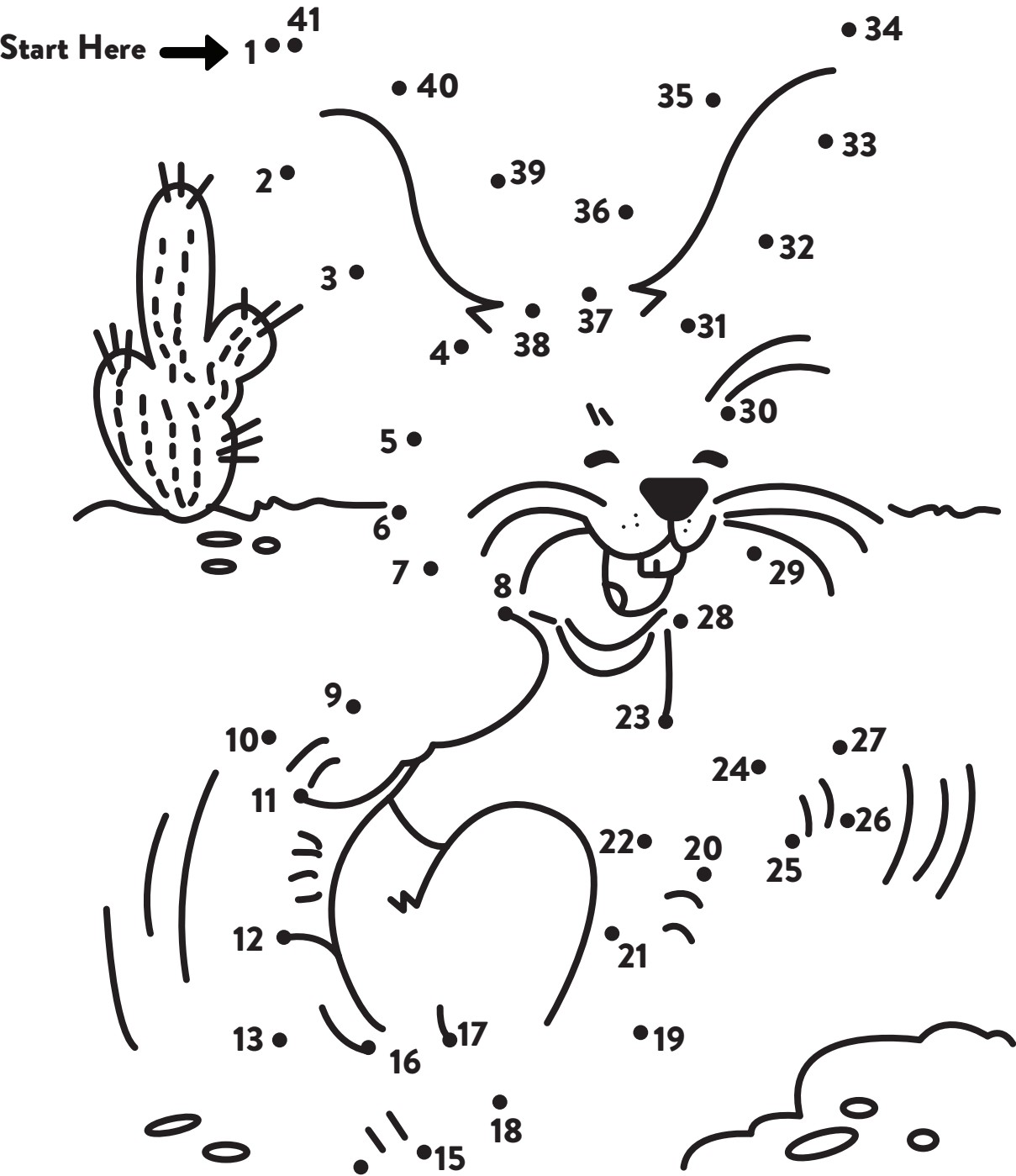
## 6 - Black

## 7 - Pink



DOT TO DOT





SPOT THE DIFFERENCE

CAN YOU SEE THE DIFFERENCE?

There are 4 to find!



Answers: 1. Missing Shortz logo, 2. Missing 9 from '19, 3. Yuval's glasses are missing, 4. Bishys tshirt logo



SPOT THE DIFFERENCE

CAN YOU SEE THE DIFFERENCE?

There are 4 to find!



Answers: 1. Flying Fox Logo missing on the left, 2. Different coloured frisbee, 3. Name tag missing on the right, 4. Text on the sign in the background missing

## RECIPES



### FRENCH BREAD PIZZA

Prep time: 30 min

Cook time: 12 min

Difficulty: easy

Servings: 12 servings

### INGREDIENTS

- 6 whole Deli Rolls Or Crusty Italian Rolls
- Pizza Sauce
- Pesto
- 2 pounds Mozzarella Cheese, Grated
- Grated Parmesan Cheese To Taste
- 2 Tablespoons Butter
- 1 whole Onion, Sliced
- Roma Tomatoes, Sliced
- Sliced Black Olives
- Optional Ingredients: Goat Cheese, Sliced Bell Peppers, Various Cheeses , Jalapeno Slices, Diced Red Onion, Any Other Pizza Topping You'd Like!

### INSTRUCTIONS

1. Preheat the oven to 375 degrees.
2. Slice rolls in half and lay them, cut side up, on a large baking sheet.
3. Top each half with a generous portion of either marinara or pesto. Next, top with a generous amount of grated mozzarella and Parmesan, if you'd like.
4. Add whatever toppings you'd like on top of the cheese!
5. Once all assembled, put the pan in the oven on the lowest rack for 8 to 10 minutes. Crank up the heat to 425 and put it on the highest rack until the cheese starts to bubble a bit and turn golden.
6. Remove and serve immediately! You can cut the pizzas in half right across the middle so there are mini-French Bread Pizzas for everyone.

## RECIPES



### INGREDIENTS

- Watermelon
- Strawberries
- Blueberries
- Whatever other fruit you may like

### INSTRUCTIONS

1. Cut up watermelon into thin slices
2. Using a star cookie cutter, cut star shapes out of the watermelon and place in bowl
3. Cut up other fruits and add into the bowl

### COOKIE CUTTER FRUIT SALAD

Prep time: 10-15 min

Difficulty: easy



## RECIPES



### EASY BREAD RECIPE

Prep time: 20 min

Dough doubling time: 1 hour 30 min

Servings: 8

### INGREDIENTS

- 1 package active dry yeast
- 1 1/4 cup milk, warm 110 to 115 degrees
- 1/4 cup honey
- 1/8 cup melted butter
- 1 teaspoon salt
- 3 cups all purpose flour

### INSTRUCTIONS

1. Preheat oven to 375 degrees.
2. Dissolve one package of yeast into a bowl of the warmed milk. Next add the honey, melted butter, and salt. Mix to combine.
3. Add 3 cups of flour and mix with hands until a soft dough forms. Use additional flour for dusting.
4. Place the dough on a floured surface and begin kneading for about 10 minutes.
5. When you are done kneading, place the dough in a greased bowl and cover it. Place the bowl in a warm place so it can rise and double. This will take about an hour.
6. Next, punch down the dough and place it in a greased loaf pan. Cover the dough and place in a warm place for another 30 minutes until it rises and doubles.
7. Bake for 30-35 minutes at 375 degrees. You may need to cover the top with foil if it gets too brown. Remove from pan when done and allow to cool.

## ADDITIONAL RESOURCES

**Here is a list of additional resources to assist with learning and other activities**

### VIRTUAL EXCURSIONS

**The San Diego Zoo has a website just for kids with amazing videos, activities, and games. Enjoy the tour!:**

<https://kids.sandiegozoo.org/>

**Tour Yellowstone National Park!:**

<https://www.nps.gov/.../lea.../photosmultimedia/virtualtours.htm>

**Tour other national parks in the USA:**

<https://techcrunch.com/.../google-now-lets-you-explore-u-s-n.../>

**Explore the surface of Mars on the Curiosity Rover:**

<https://accessmars.withgoogle.com/>

**Live stream of the famous Monterey Bay aquarium:**

<https://www.thisiscolossal.com/.../monterey-bay-aquarium-liv.../>

**This Canadian site FarmFood 360 offers 11 Virtual Tours of farms from minks, pigs, and cows, to apples and eggs:**

<https://www.farmfood360.ca/>

**Indoor Activities for busy toddlers:**

<https://busytoddler.com/2020/03/indoor-activities/...>

**Play games and learn all about animals:**

<https://switchzoo.com/>

**Lots of virtual school activities on this site:**

<https://virtuelschoolactivities.com/>

**This iconic museum located in the heart of London allows virtual visitors to tour the Great Court and discover the ancient Rosetta Stone and Egyptian mummies:**

<https://britishmuseum.withgoogle.com/>

## ADDITIONAL RESOURCES

**Here is a list of additional resources to assist with learning and other activities**

### EDUCATION

**300,000+ FREE printable worksheets from toddlers to teens:**

<https://www.123homeschool4me.com/home-school-free-printabl.../>

**Educational TV shows on Netflix. This is a Netflix US list but many will be available here:**

<https://homeschoolhideout.com/educational-shows-on-netflix/>

### CREATIVE ACTIVITIES

**Crafts, activities, mazes, dot to dot, etc:**

<https://www.allkidsnetwork.com/>

**Fun games, recipes, crafts, activities:**

<https://www.highlightskids.com/>

**Free Weeks of Maker Stations to keep your children creating at home! Each challenge includes simple instructions using materials around the house, QR code video resources, and a student recording sheet:**

[bit.ly/freemakerstations](http://bit.ly/freemakerstations)

**Helps kids learn to appreciate the arts by providing them with the opportunity to play games, conduct investigations, and explore different forms of art:**

<https://artsology.com/>

**Kids Think Design explores careers in fashion design, graphic design, interior design, book design, product design, film and theatre, architecture, animation, and environmental design:**

<http://www.kidsthinkdesign.org/>

**This guy is running a youtube channel teaching kids drawing:**

<https://www.youtube.com/watch?v=RmjzCPQv3y8&feature=youtu.be>

## ADDITIONAL RESOURCES

**Here is a list of additional resources to assist with learning and other activities**

### CREATIVE ACTIVITIES

**Google has opened an interactive Frida Kahlo exhibition:**

<https://artsandculture.google.com/project/frida-kahlo>

**Free courses from MOMA for adults and older kids:**

<https://www.coursera.org/moma>

**Poetry and music:**

<https://www.thewell.world/mindful-mu.../mindful-poetry-moments>

**Watch Opera and the symphony:**

<https://concreteplayground.com/.../melbourne-symphony-orchest...>

<https://www.metopera.org/>

### HISTORY & GEOGRAPHY ACTIVITIES

**Geography and animals:**

<https://kids.nationalgeographic.com/>

**Online history classes for all ages preteen through adults:**

<https://school.bighistoryproject.com/bhplive>

**Digital archive of history:**

<https://www.bunkhistory.org/>

**35,000 pages of online content on the cultures and countries of the world:**

<https://www.countryreports.org/>

## ADDITIONAL RESOURCES

**Here is a list of additional resources to assist with learning and other activities**

### HISTORY & GEOGRAPHY ACTIVITIES

**National Geographic Young Explorers is a magazine designed specifically for kindergarten and first grade students. Children can listen to the magazine being read to them as they follow along with the highlighted text:**

<https://ngexplorer.cengage.com/ngyoungexplorer/index.html>

**An interactive way to learn history:**

<https://www.mission-us.org/>

**Allows students to type in any city, state, or country to view an archive of historical photographs and other documents. It's a unique way to help them learn about history:**

<http://www.whatwasthere.com/>

**12 museums around the world you can visit virtually:**

<https://www.travelandleisure.com/.../museums-with-virtual-tou...>

**No need to travel to one of the Smithsonian's zoos or museums — this website brings your child everything from live video of the National Zoo to the Smithsonian Learning Lab right to their screen:**

<https://www.si.edu/kids>

### MATHS, READING & SCIENCE ACTIVITIES

**Math and Reading games:**

<https://www.funbrain.com/>

**Fave kids books read by famous people:**

<https://www.storylineonline.net/>

**Educational games K-12:**

<https://www.breakoutedu.com/funathome>

## ADDITIONAL RESOURCES

**Here is a list of additional resources to assist with learning and other activities**

### MATHS, READING & SCIENCE ACTIVITIES

**Daily free science or cooking experiment to do at home:**

<http://www.clubscikidzmd.com/blog/>

**Interactive video earth science based curriculum supplement:**

<https://www.everyday-earth.com/>

**Illustrated recipes designed to help kids age 2-12 cook with their grown-ups. Recipes encourage culinary skills, literacy, math, and science:**

<https://www.nomsterchef.com/nomster-recipe-library>

**A human visualization platform that allows students to explore the human body in really cool ways:**

<https://human.biodigital.com/login?returnUrl=%2Fdashboard>

**This NASA initiative covers a wide range of topics including weather, climate, atmosphere, water, energy, plants, and animals:**

<https://climatekids.nasa.gov/>

**Innerbody explores the 11 bodily systems in depth. With interactive models and detailed explanations, this website will help them learn more about the internal mechanics of the amazing human body:**

<https://www.innerbody.com/htm/body.html>

**Engineering activities for kids:**

<https://docs.google.com/.../1oCM2Ue9w32EUIGfRXsjw.../mobilebasic>

**Schoolastic activities:**

<https://classroommagazines.scholastic.com/.../learnathome.html>

**Scibd has made their entire library of millions of eBooks available for free for 30 days. No credit card or commitment required:**

<https://www.scribd.com/?lohp=2>